

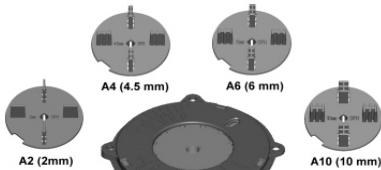





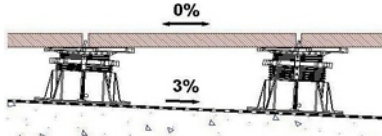

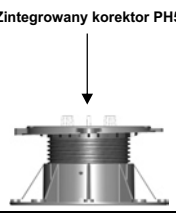
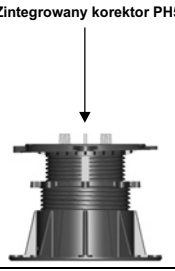







ELEMENTY KONSTRUKCYJNE SYSTEMU BUZON

WKŁADKI DYSTANSOWE		DPH0		PH5		DPH0+PH5	
2.0 mm - 4.5 mm - 6.0 mm - 10.0 mm				(0-5%)			
		17 mm		+  =		27 mm	
		DPH1				DPH1+PH5	
							
		28 mm				38 mm	
		DPH2				DPH2+PH5	
							
		35 - 53 mm				45 - 63 mm	
		DPH3				DPH3+PH5	
							
		50 - 78 mm				60 - 88 mm	
<i>Shape and Form of Spacer Tabs can be modified on demand</i>				PH5 Korektor Nachylenia (0-5%)			
DPH4	DPH5	DPH6	DPH7	DPH8	DPH9		
							
74 - 110 mm	100 - 170 mm	170 - 290 mm	240 - 400 mm	320 - 520 mm	390 - 620 mm		
				C2 ŁĄCZNIK : dla wysokości > 170 mm			